









Model Number	407 Bladder Pump		408 Double Valve Pump	
Material Type	316 Stainless Steel		316 Stainless Steel	
Maximum Depth	500 ft / 150 m Below Grade		500 ft / 150 m Lift	
Nominal Size (inches)	1" x 2 ft	1.66" x 2 ft	5/8" x 1 ft	1.66" x 2 ft
Part No.	108207	106138	103104	106082
Pump Intake				
Pump Connection				
Standard Tubing (OD inches) (D = Drive, S = Sample)	1/4" D & S	1/4" D & 3/8" S	1/4" D & S	3/8" D & 1/4" S
Pump Volume (mL) (See Note 1.)	110	200	30	450
Viton® O-Rings (Sold in sets of 10)	(1) V010 (4) V111 (1) V012 (2) V116	(1) V012 (1) V014 (4) V115 (1) V116 (2) V124	(2) V010 (2) V013	(3) V012 (1) V116 (2) V124
Teflon® Check Balls (Set of 2) (Part No.)	5/16" dia (106394)	3/8" dia (106393)	5/16" dia (106394)	3/8" dia (106393)
SS Stem for 1/4" OD tubing	X		X	
1/4" Comp 316 SS w/tubing inserts				X
3/8" Comp 316 SS w/tubing inserts		X		X
1/4" Comp x 3/8" SS Tube Adaptor		X		X
1/4" Eye Bolt w/0.57" ID hole		X		X
Safety Stem w/ 0.18" ID hole	X			
SS 50 Mesh Filter (Part No.)	103115	103603	103115	103603
Teflon Bladder (Part No.)	104891	106364		
Teflon Bladder Assembly (Part No.)		108713		
LDPE Bladder (Part No.)	108521 (Each) 108525 (Set of 10)	108523 (Each) 108526 (Set of 10)		

- Notes:**
1. Please click here to view our groundwater samplers: <http://www.solinst.com/products/groundwater-samplers/>
 2. Standard bladder is Teflon. Replacement bladders available in LDPE or Teflon
 3. Model 103 Replacement Cable is suitable as an optional safety support cable. Includes one aluminum crimp for top connection.